

# White Rose

Position	Bib #	Name	Overall Time	Age	Gender	Team Name
----------	-------	------	--------------	-----	--------	-----------

## RUN TOP MALES OVERALL based on Gun Elapsed time

1		Brown, Daryl	00:25:36.0	34	M	
2		Harnish, Michael	00:26:13.0	23	M	Keystone Track Club
3		Lake, Shawn	00:26:18.0	25	M	Keystone Track Club
4		Herring, Matt	00:26:35.0	26	M	S.W.I.F.T.
5		Herring, Daniel	00:27:11.0	26	M	S.W.I.F.T.

## RUN TOP FEMALES OVERALL based on Gun Elapsed time

1		Harnish, Cynthia	00:31:47.0	24	F	Keystone Track Club
2	80	Hodge, Brenda	00:32:23.0	45	F	Flying Feet
3		Kravitz, Katie	00:33:45.0	23	F	Keystone Track Club
4	21	Butler, Cathy	00:33:52.0	45	F	Flying Feet
5	69	Guerrini, Kristen	00:34:08.0	40	F	Flying Feet

## RUN TOP MALE MASTERS based on Gun Elapsed time

1	182	Smiley, Jim	00:30:47.0	41	M	
2		Breighner, Bob	00:31:55.0	47	M	Will Run For Beer

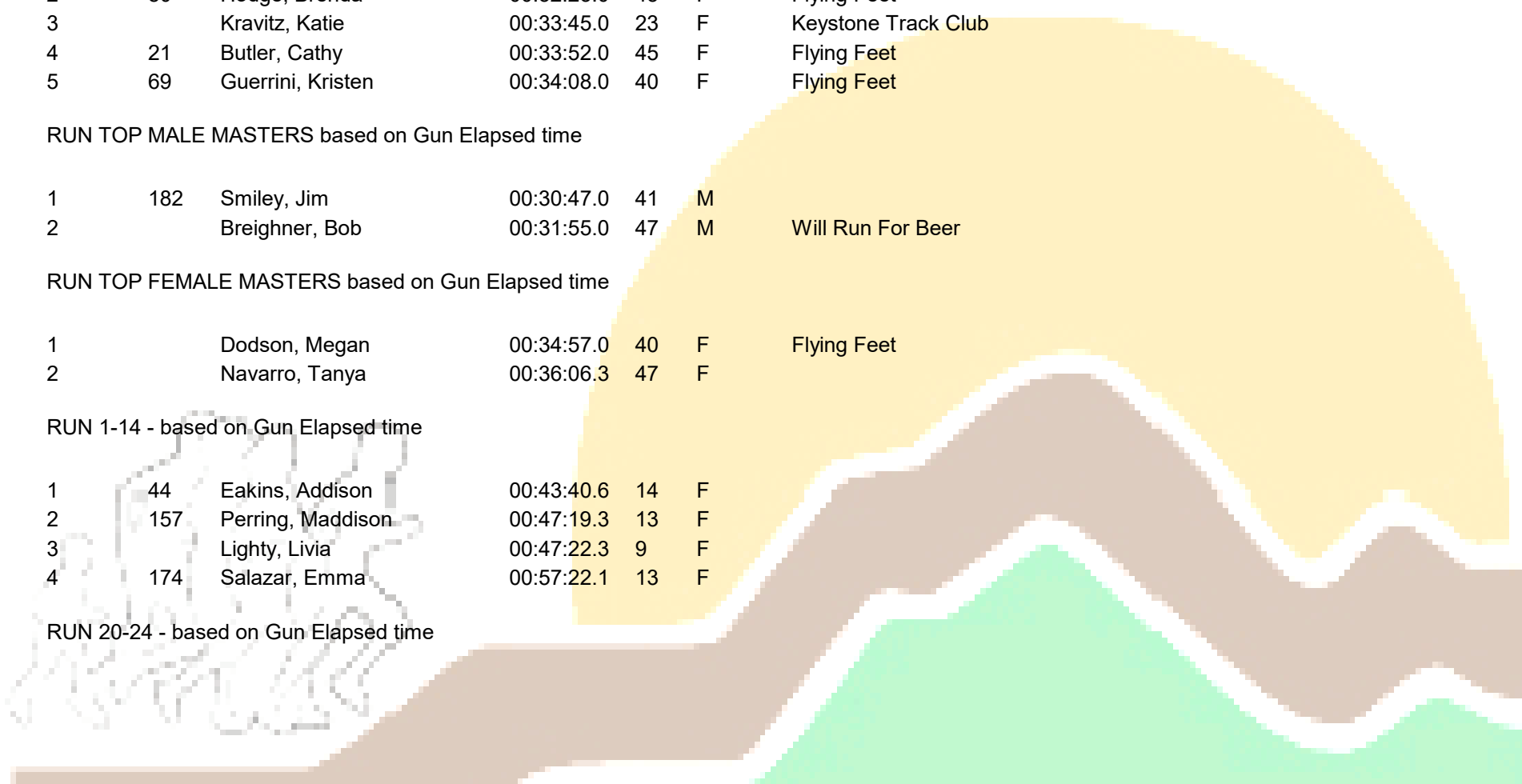
## RUN TOP FEMALE MASTERS based on Gun Elapsed time

1		Dodson, Megan	00:34:57.0	40	F	Flying Feet
2		Navarro, Tanya	00:36:06.3	47	F	

## RUN 1-14 - based on Gun Elapsed time

1	44	Eakins, Addison	00:43:40.6	14	F	
2	157	Perring, Maddison	00:47:19.3	13	F	
3		Lighty, Livia	00:47:22.3	9	F	
4	174	Salazar, Emma	00:57:22.1	13	F	

## RUN 20-24 - based on Gun Elapsed time

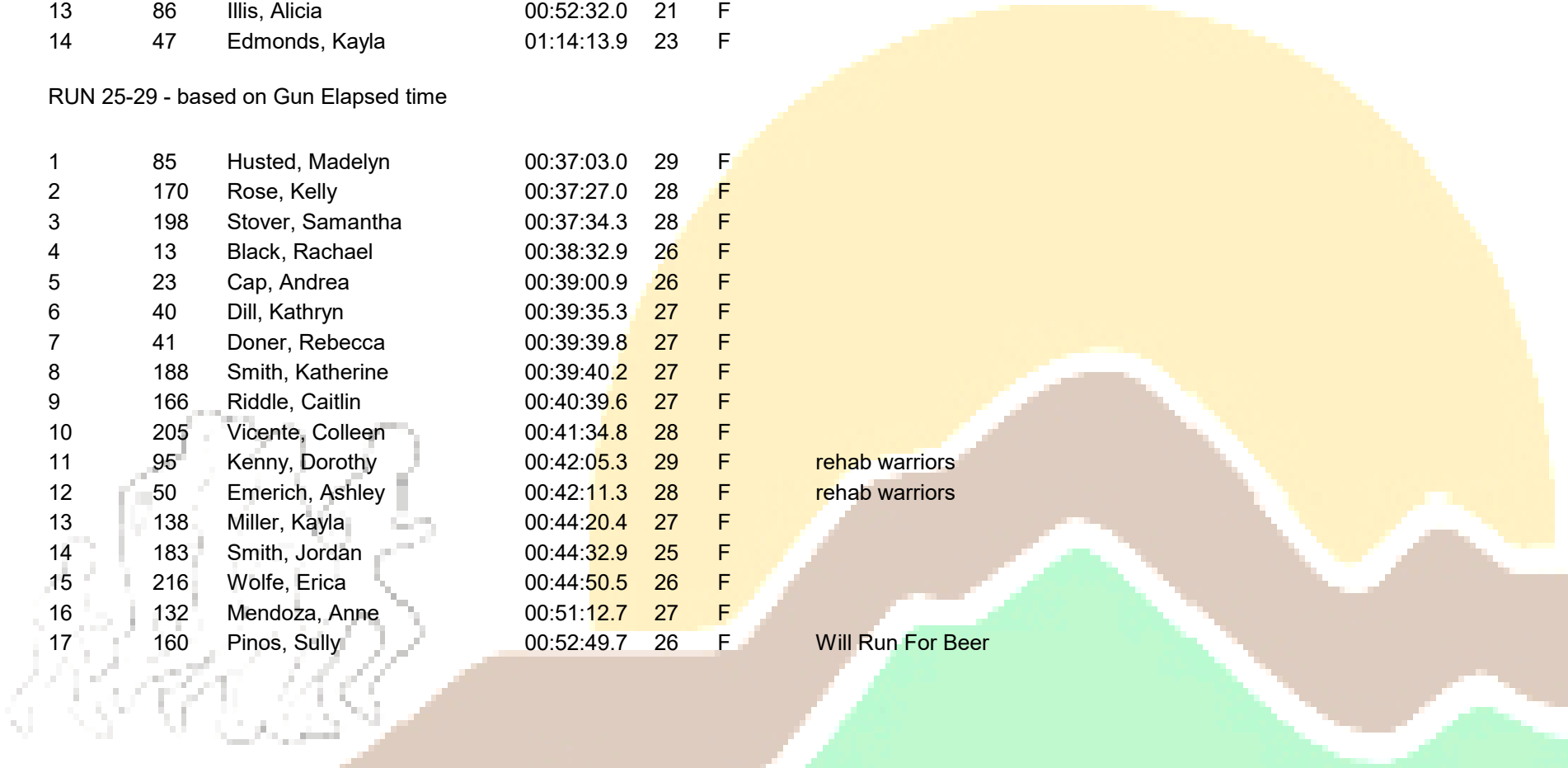
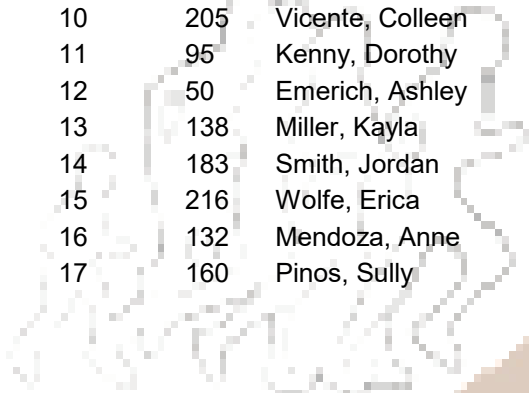


# White Rose

Position	Bib #	Name	Overall Time	Age	Gender	Team Name
1		Giannotti, Emily	00:34:20.0	24	F	Keystone Track Club
2		Dubbs, Erin	00:34:47.0	24	F	
3	94	Keich, Alyssa	00:35:30.4	23	F	
4	129	McMaster, Cari	00:35:56.3	24	F	
5	54	Eyler, Rachel	00:36:01.3	23	F	
6	130	McMaster, Codi	00:36:39.5	24	F	
7	196	Stockdale, Dana	00:37:47.9	23	F	
8	32	Craver, Meagan	00:44:57.0	21	F	
9	184	Smith, Jill	00:45:46.7	22	F	
10	144	MUNKITTRICK, MEGAN	00:46:02.6	22	F	
11	202	Turner, Virginia	00:46:49.1	22	F	Oh Boy What a Dud
12	78	Herman, Sami	00:48:27.8	24	F	
13	86	Illis, Alicia	00:52:32.0	21	F	
14	47	Edmonds, Kayla	01:14:13.9	23	F	

## RUN 25-29 - based on Gun Elapsed time

1	85	Husted, Madelyn	00:37:03.0	29	F	
2	170	Rose, Kelly	00:37:27.0	28	F	
3	198	Stover, Samantha	00:37:34.3	28	F	
4	13	Black, Rachael	00:38:32.9	26	F	
5	23	Cap, Andrea	00:39:00.9	26	F	
6	40	Dill, Kathryn	00:39:35.3	27	F	
7	41	Doner, Rebecca	00:39:39.8	27	F	
8	188	Smith, Katherine	00:39:40.2	27	F	
9	166	Riddle, Caitlin	00:40:39.6	27	F	
10	205	Vicente, Colleen	00:41:34.8	28	F	
11	95	Kenny, Dorothy	00:42:05.3	29	F	rehab warriors
12	50	Emerich, Ashley	00:42:11.3	28	F	rehab warriors
13	138	Miller, Kayla	00:44:20.4	27	F	
14	183	Smith, Jordan	00:44:32.9	25	F	
15	216	Wolfe, Erica	00:44:50.5	26	F	
16	132	Mendoza, Anne	00:51:12.7	27	F	
17	160	Pinos, Sully	00:52:49.7	26	F	Will Run For Beer



## White Rose

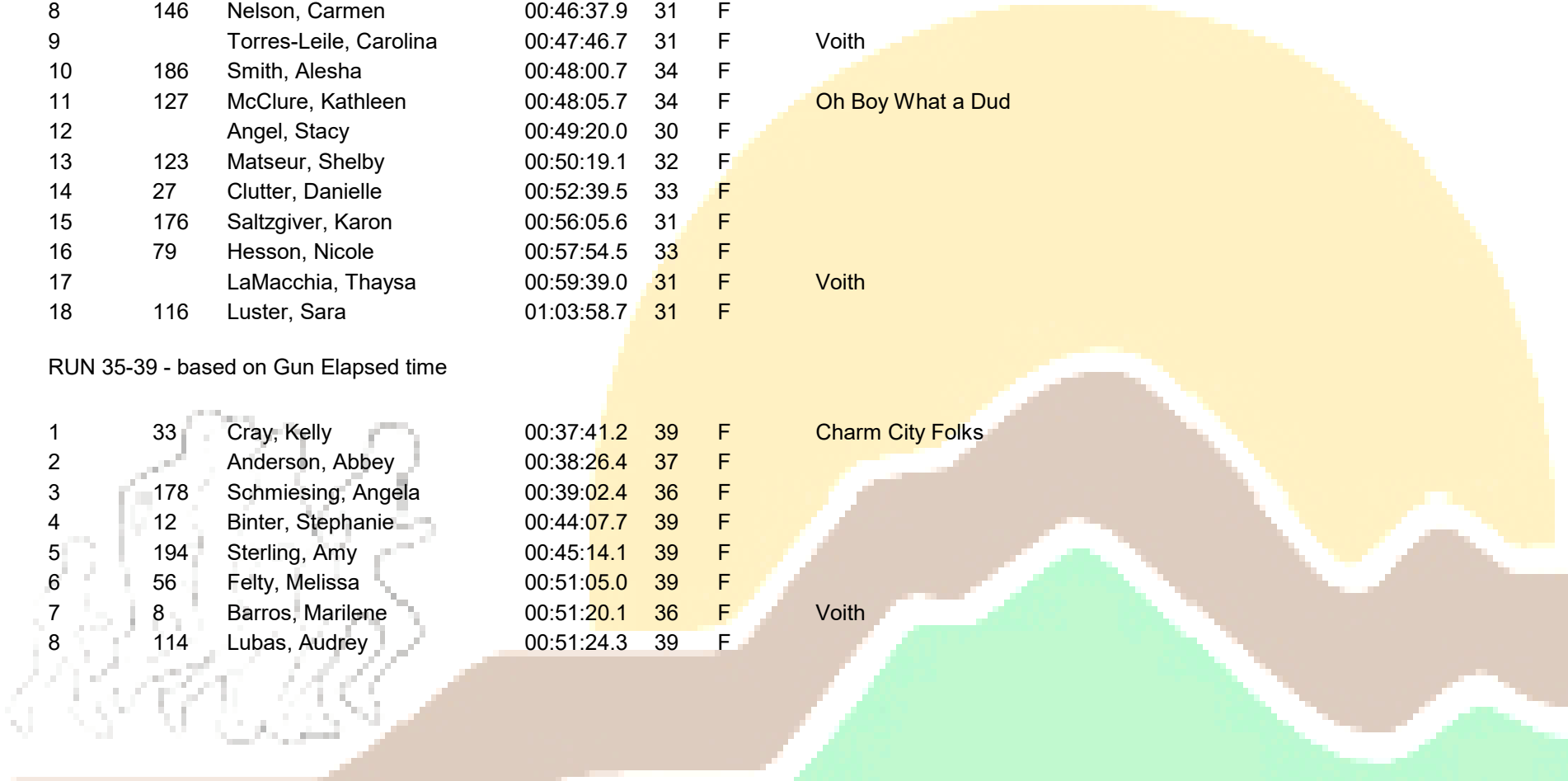
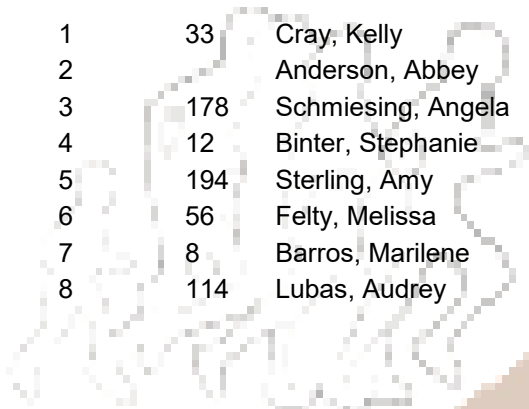
Position	Bib #	Name	Overall Time	Age	Gender	Team Name
18	74	Harris, Mandi	00:53:27.0	29	F	
19	139	Montgomery, Kayla	00:59:56.7	29	F	
20	57	Fitzgerald, Stephanie	01:02:44.4	28	F	

### RUN 30-34 - based on Gun Elapsed time

1	148	O'Regan, Kathryn	00:34:17.0	31	F	
2	87	Ilyes, Alicia	00:37:23.0	30	F	
3	35	Crist, Nicole	00:37:55.7	34	F	
4	140	Moody, Arynne	00:38:10.6	30	F	
5	37	Dean, Megan	00:38:30.1	33	F	rehab warriors
6	42	Ducharme, Deborah	00:42:17.8	30	F	
7	104	Koontz, Tiffany	00:43:22.7	33	F	
8	146	Nelson, Carmen	00:46:37.9	31	F	
9		Torres-Leile, Carolina	00:47:46.7	31	F	Voith
10	186	Smith, Alesha	00:48:00.7	34	F	
11	127	McClure, Kathleen	00:48:05.7	34	F	Oh Boy What a Dud
12		Angel, Stacy	00:49:20.0	30	F	
13	123	Matseur, Shelby	00:50:19.1	32	F	
14	27	Clutter, Danielle	00:52:39.5	33	F	
15	176	Saltzgeber, Karon	00:56:05.6	31	F	
16	79	Hesson, Nicole	00:57:54.5	33	F	
17		LaMacchia, Thaysa	00:59:39.0	31	F	Voith
18	116	Luster, Sara	01:03:58.7	31	F	

### RUN 35-39 - based on Gun Elapsed time

1	33	Cray, Kelly	00:37:41.2	39	F	Charm City Folks
2		Anderson, Abbey	00:38:26.4	37	F	
3	178	Schmiesing, Angela	00:39:02.4	36	F	
4	12	Binter, Stephanie	00:44:07.7	39	F	
5	194	Sterling, Amy	00:45:14.1	39	F	
6	56	Felty, Melissa	00:51:05.0	39	F	
7	8	Barros, Marilene	00:51:20.1	36	F	Voith
8	114	Lubas, Audrey	00:51:24.3	39	F	



## White Rose

Position	Bib #	Name	Overall Time	Age	Gender	Team Name
9	3	Anderson, Rupal	00:53:26.3	38	F	
10	109	Leathery, Allison J	00:54:12.7	36	F	
11	204	Vicchiotti, Angie	00:54:13.1	37	F	
12		Lima, Rogeria	00:56:37.8	39	F	Voith
13	96	Kenosky, Tasia	00:57:29.8	36	F	
14	14	Blackwell, Candy	00:59:35.0	37	F	
15	125	May, Jennifer	01:00:19.7	37	F	
16	153	Penchansky, Laura	01:15:10.7	37	F	

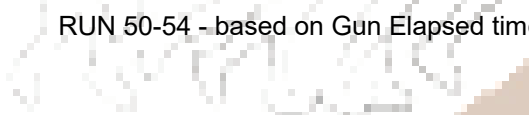
### RUN 40-44 - based on Gun Elapsed time

1	92	Jacobson, Lisa	00:36:44.5	44	F	Charm City Folks
2	221	Zerilla, Michele	00:39:09.3	40	F	
3	136	Miller, Erin	00:39:16.1	40	F	
4	180	Sipe, Amy	00:39:57.3	40	F	Will Run For Beer rehab warriors
5	84	Howells, Jan	00:44:09.3	43	F	
6	149	Ometz, Allison	00:46:01.6	40	F	
7	187	Smith, Jennifer	00:50:27.9	43	F	
8		Eaton, Bethany	00:52:04.2	44	F	
9	158	Perring, Rachael	00:57:02.5	42	F	
10	60	Gault, Stacie	00:58:43.9	40	F	

### RUN 45-49 - based on Gun Elapsed time

1	9	Batdorf, Lisa	00:41:05.3	47	F	
2	143	MUNKITTRICK, LORRIE	00:48:59.4	49	F	
3	189	Spangle, Kim	00:51:08.2	47	F	
4	90	Inman, Gretchen	00:54:14.8	45	F	
5	5	Bair, Rebecca	00:55:41.9	47	F	
6	215	Wojciechowski, Kim	00:57:55.3	49	F	
7	29	Conway, Beth	00:58:48.5	46	F	
8	154	Pennington, Tara	00:58:53.5	47	F	US Ecology
9		Groft, Djan	01:03:34.6	48	F	
10		Baker, Liz	01:03:41.0	49	F	

### RUN 50-54 - based on Gun Elapsed time



# White Rose

Position	Bib #	Name	Overall Time	Age	Gender	Team Name
----------	-------	------	--------------	-----	--------	-----------

1	169	Roche, Judy	00:39:36.4	50	F	
2	192	Stauffer, Julie	00:40:09.4	50	F	
3	113	Lloyd, Lauren	00:41:38.5	53	F	
4	126	Mazero, Twila	00:43:50.1	51	F	
5	190	Stambaugh, Debbi	00:50:02.2	52	F	
6	121	Martin, Linda	00:52:07.0	53	F	
7	201	Thompson, Denise	00:55:01.9	54	F	
8	22	Campbell, Cindi	00:56:57.8	52	F	
9		Bair, Marie	00:58:08.6	54	F	

## RUN 55-59 - based on Gun Elapsed time

1	206	Vinarski, Peggy	00:43:00.3	56	F	
2	195	Stettinius, Avis	00:47:30.8	58	F	Will Run For Beer
3	131	Meckel, Nina	00:49:53.6	55	F	
4	161	Poff, Wanda	00:50:33.7	57	F	
5		Wherley, Bobbi	00:54:41.0	55	F	
6	52	English, Eve	00:57:47.2	55	F	
7	63	Glosenger, Cyndy	01:04:26.4	59	F	

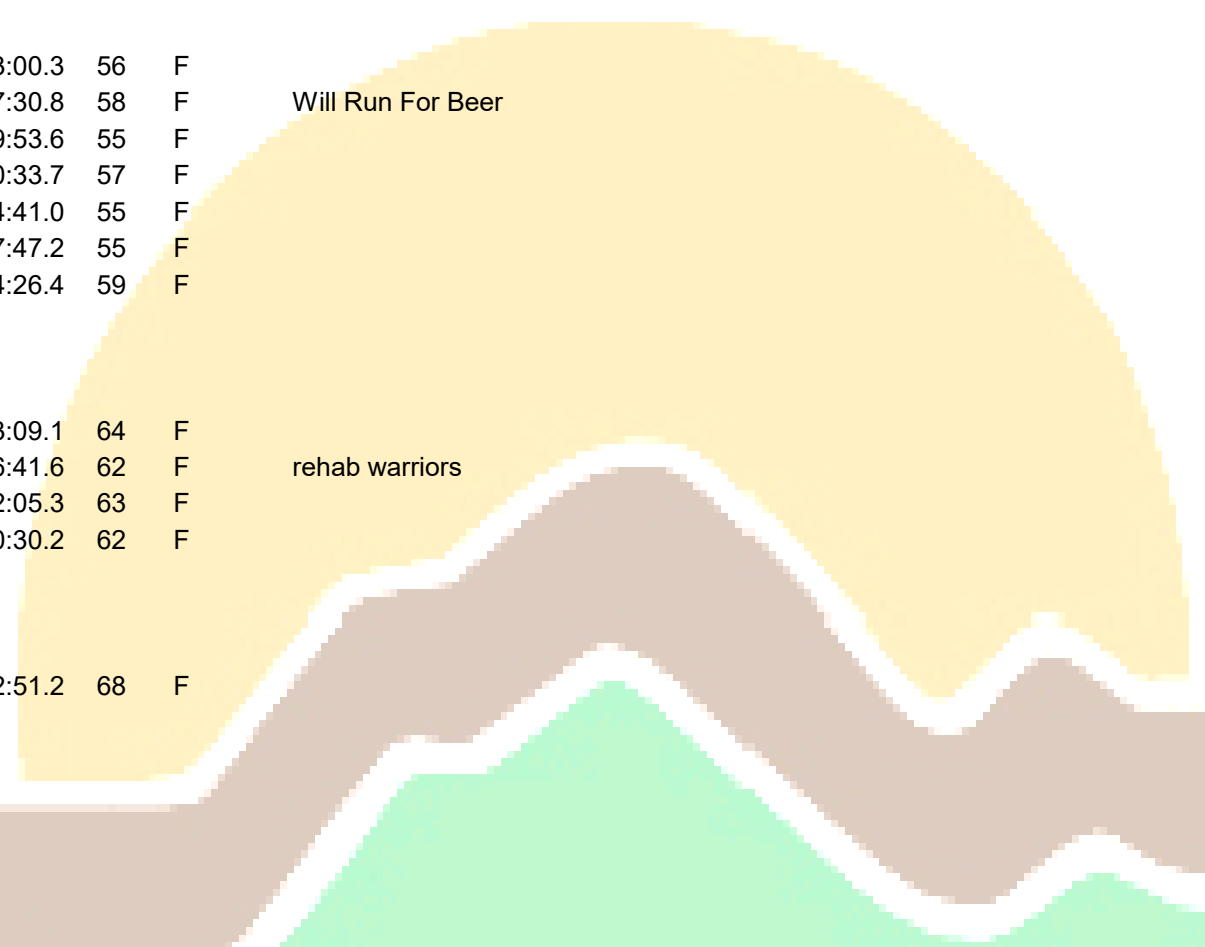
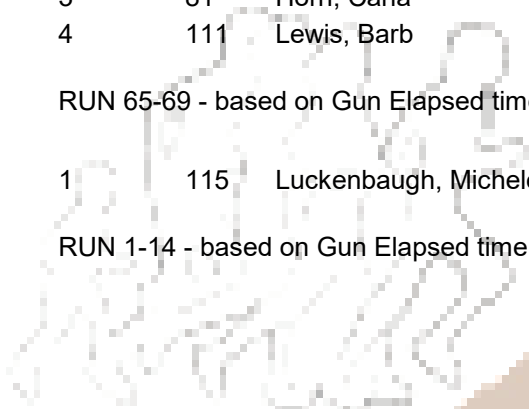
## RUN 60-64 - based on Gun Elapsed time

1	141	Moore, Margaret	00:43:09.1	64	F	
2	66	Goodling, Pamela	00:46:41.6	62	F	rehab warriors
3	81	Horn, Carla	00:52:05.3	63	F	
4	111	Lewis, Barb	01:00:30.2	62	F	

## RUN 65-69 - based on Gun Elapsed time

1	115	Luckenbaugh, Michele	01:02:51.2	68	F	
---	-----	----------------------	------------	----	---	--

## RUN 1-14 - based on Gun Elapsed time



# White Rose

Position	Bib #	Name	Overall Time	Age	Gender	Team Name
----------	-------	------	--------------	-----	--------	-----------

## RUN 15-19 - based on Gun Elapsed time

1		Gentile, Jian	00:32:01.8	18	M	
2		Anderson, Jeff	00:35:51.3	18	M	
3	156	Perring, Harrison	00:36:29.1	15	M	

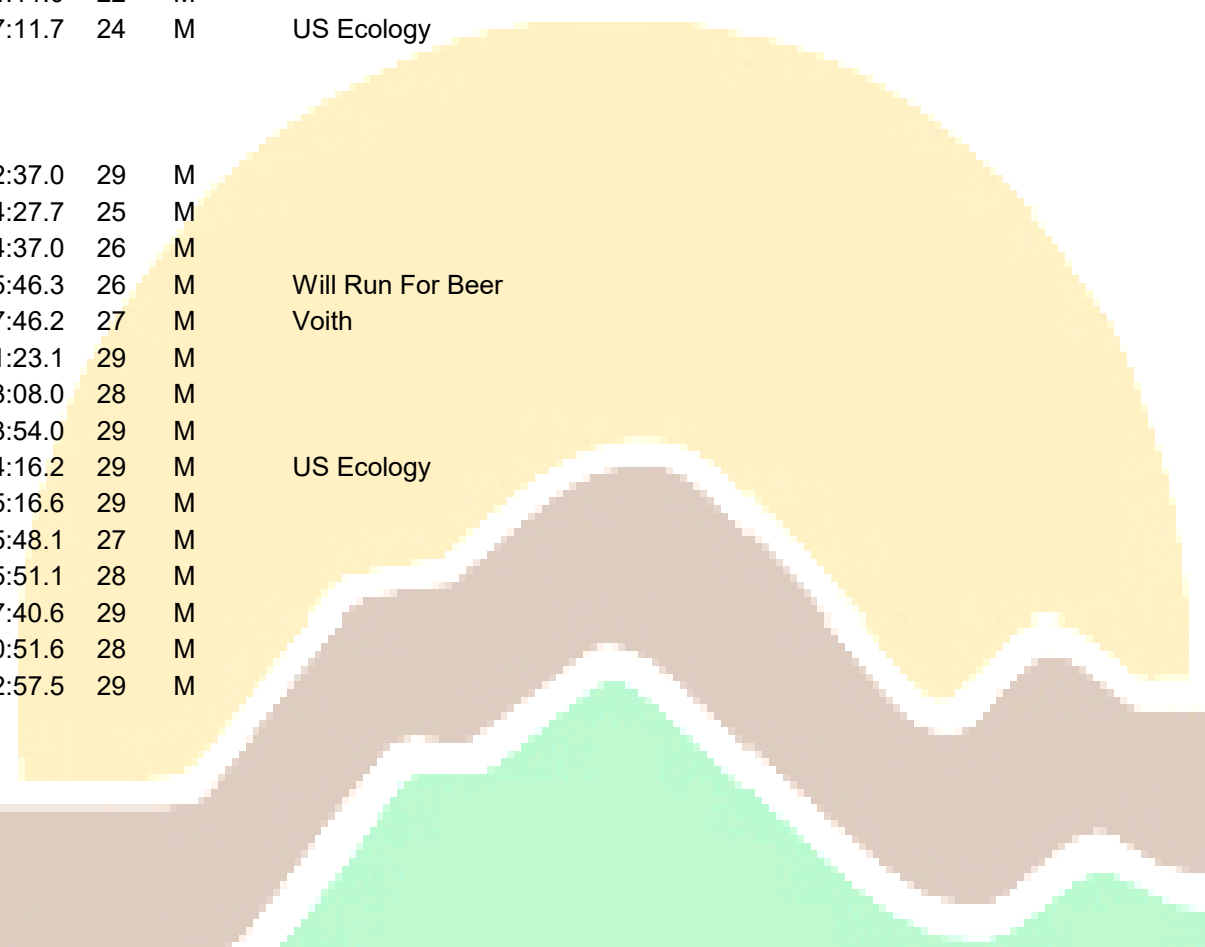
## RUN 20-24 - based on Gun Elapsed time

1		Mains, Zach	00:28:04.0	24	M	
2		Katora, Adam	00:29:04.0	22	M	Will Run For Beer
3	164	Ramirez, Carlos	00:33:19.0	23	M	
4	48	Einsig III, Ned	00:34:11.0	22	M	
5	59	Garner, John	00:47:11.7	24	M	US Ecology

## RUN 25-29 - based on Gun Elapsed time

1	26	Clinton, Colby	00:32:37.0	29	M	
2		Nemeth, Michael	00:34:27.7	25	M	
3	159	Petry, Nick	00:34:37.0	26	M	
4	210	Wampler, Garrett	00:35:46.3	26	M	Will Run For Beer
5	19	Brenneman, Kyle	00:37:46.2	27	M	Voith
6	209	Walters, Mark	00:41:23.1	29	M	
7	16	Blecher, Jared	00:43:08.0	28	M	
8	51	Enerson, Caleb	00:43:54.0	29	M	
9	218	Young, Garratt	00:44:16.2	29	M	US Ecology
10	73	Harner, Andrew	00:45:16.6	29	M	
11	118	Machcinski, Anthony	00:45:48.1	27	M	
12	10	Baum, Christopher	00:45:51.1	28	M	
13	133	Mendoza, Jacob	00:47:40.6	29	M	
14		Smith, Justin	00:50:51.6	28	M	
15	55	Farmer, Zach	00:52:57.5	29	M	

## RUN 30-34 - based on Gun Elapsed time



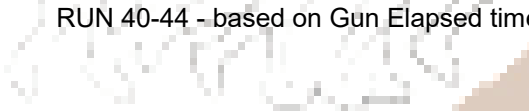
## White Rose

Position	Bib #	Name	Overall Time	Age	Gender	Team Name
1	88	Immel, Justin	00:31:52.0	32	M	
2	39	Dibble, James	00:34:23.0	31	M	
3	122	Matseur, Andrew	00:35:07.0	32	M	
4	185	Smith, Seth	00:39:45.3	32	M	
5		Pappion, Anthony	00:39:56.4	34	M	
6	128	McClure, Chris	00:42:00.2	31	M	Oh Boy What a Dud
7		Hyson, Dave	00:42:45.9	33	M	
8		Harrold, Neil	00:43:42.4	33	M	
9	15	Blake, Jonathan	00:43:52.9	32	M	
10		Walker, Chad	00:43:57.5	32	M	
11	110	Lepant, Christopher	00:45:49.3	31	M	
12		Reisenweber, John	00:46:50.2	34	M	
13	105	Kormos, Jeff	00:48:39.6	31	M	
14	43	Duncan, Chris	00:48:57.6	30	M	
15		Amodei, Martin	00:49:33.8	30	M	

### RUN 35-39 - based on Gun Elapsed time

1	75	Hartman, Andrew	00:32:51.0	37	M	
2	102	Kochenour, David	00:34:04.0	36	M	Will Run For Beer
3	179	Schmiesing, John	00:34:14.0	37	M	
4	212	White, Ryan	00:36:55.0	38	M	
5	211	Weaver, David	00:37:59.9	38	M	rehab warriors
6	20	Burton, Josh	00:38:01.0	37	M	Will Run For Beer
7	72	Hanna, William	00:38:16.5	35	M	Charm City Folks
8	217	Wray, Rob	00:41:49.0	38	M	Charm City Folks
9	177	Sanders, Adam	00:42:20.4	35	M	
10		Akkus, Ercan	00:43:14.1	38	M	
11	71	Hamilton, Jeremiah	00:44:23.4	35	M	
12	53	Eyer, Matt	00:46:00.6	35	M	
13	124	Maus, Joshua	00:51:37.0	38	M	Oh Boy What a Dud
14	25	Ching, Alan	00:51:43.3	39	M	
15	61	Geltmacher, Christopher	00:53:55.8	39	M	
16	173	Ryan, John	01:14:07.9	35	M	

### RUN 40-44 - based on Gun Elapsed time



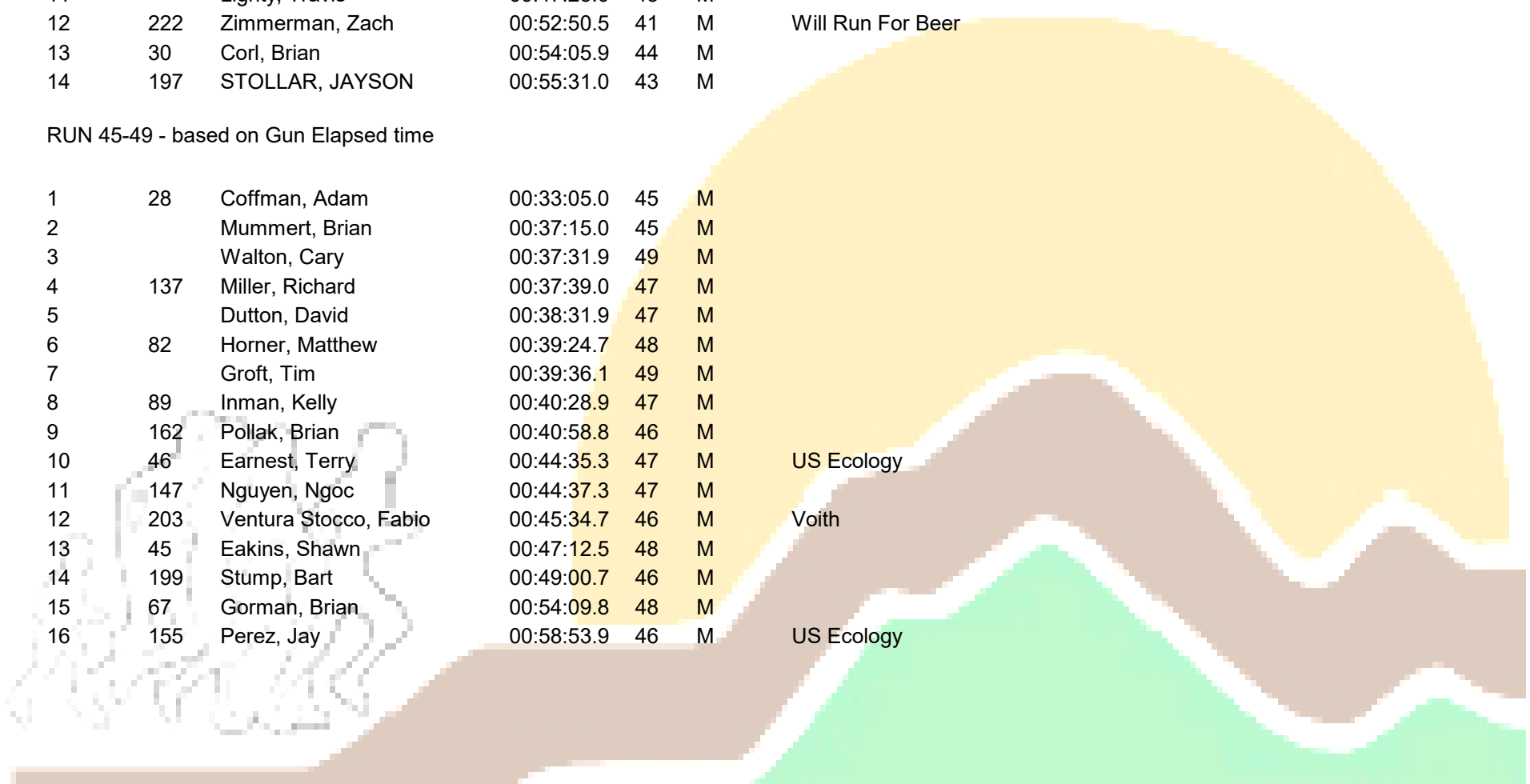
# White Rose

Position	Bib #	Name	Overall Time	Age	Gender	Team Name
----------	-------	------	--------------	-----	--------	-----------

1		Swope, DaeJin	00:37:05.1	43	M	
2	34	Cray, Charles	00:37:19.6	41	M	Charm City Folks
3	151	Pargament, Robert	00:38:53.3	41	M	Charm City Folks
4	181	Sipe, James	00:40:27.0	42	M	Will Run For Beer
5	150	Ometz, Derrick	00:42:00.2	40	M	
6	64	Golec, Lucas	00:43:21.8	40	M	
7	36	De Barros, Alexandre	00:44:03.5	40	M	Voith
8		Renoll, Mark	00:44:15.3	44	M	
9	193	Stelfox, Reginald	00:44:53.5	41	M	
10	98	King, Chris	00:46:10.0	40	M	
11		Lighty, Travis	00:47:23.0	43	M	
12	222	Zimmerman, Zach	00:52:50.5	41	M	Will Run For Beer
13	30	Corl, Brian	00:54:05.9	44	M	
14	197	STOLLAR, JAYSON	00:55:31.0	43	M	

## RUN 45-49 - based on Gun Elapsed time

1	28	Coffman, Adam	00:33:05.0	45	M	
2		Mummert, Brian	00:37:15.0	45	M	
3		Walton, Cary	00:37:31.9	49	M	
4	137	Miller, Richard	00:37:39.0	47	M	
5		Dutton, David	00:38:31.9	47	M	
6	82	Horner, Matthew	00:39:24.7	48	M	
7		Groft, Tim	00:39:36.1	49	M	
8	89	Inman, Kelly	00:40:28.9	47	M	
9	162	Pollak, Brian	00:40:58.8	46	M	
10	46	Earnest, Terry	00:44:35.3	47	M	US Ecology
11	147	Nguyen, Ngoc	00:44:37.3	47	M	
12	203	Ventura Stocco, Fabio	00:45:34.7	46	M	Voith
13	45	Eakins, Shawn	00:47:12.5	48	M	
14	199	Stump, Bart	00:49:00.7	46	M	
15	67	Gorman, Brian	00:54:09.8	48	M	
16	155	Perez, Jay	00:58:53.9	46	M	US Ecology





## White Rose

Position	Bib #	Name	Overall Time	Age	Gender	Team Name
----------	-------	------	--------------	-----	--------	-----------

### RUN 50-54 - based on Gun Elapsed time

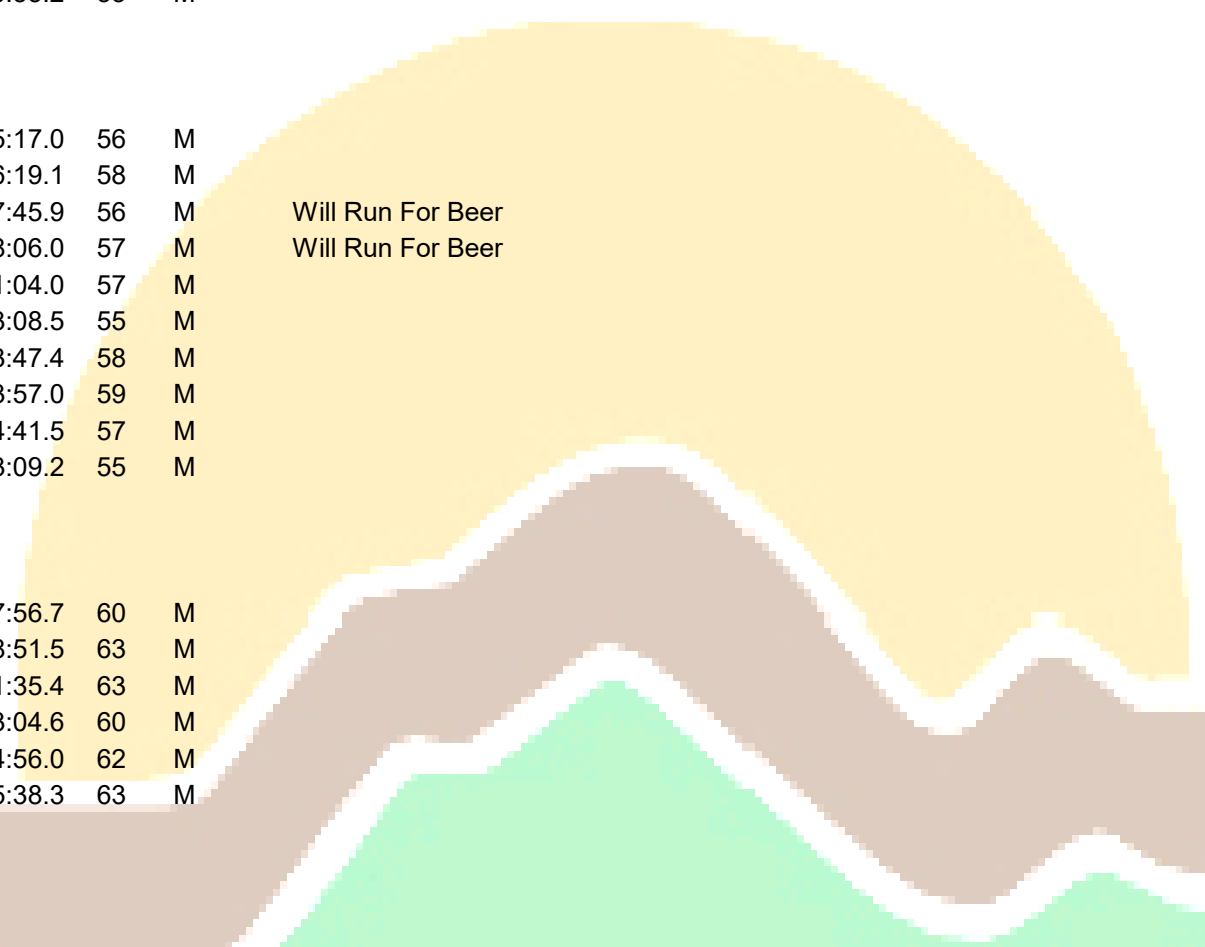
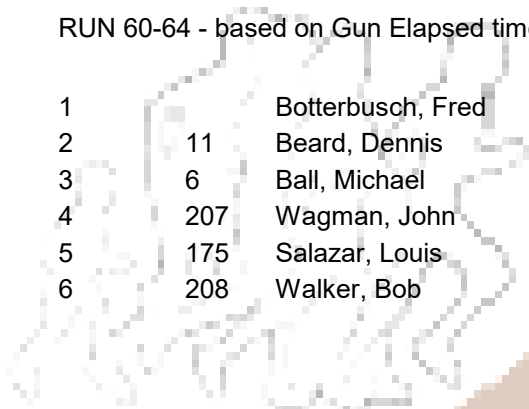
1	70	Haight, David	00:31:57.0	50	M	
2	152	Peach, Jack	00:33:38.0	50	M	
3	65	Goodling, John	00:33:58.0	54	M	rehab warriors
4	120	Manges, Kirk	00:37:07.9	52	M	
5		Spangler, Darryl	00:38:33.6	52	M	
6	97	Kerr, Terry	00:39:54.2	51	M	
7	4	ARCIERI, Rocco	00:40:44.0	52	M	Will Run For Beer
8	7	Barnett, Doug	00:41:24.8	54	M	Will Run For Beer
9	76	Hayes, Clinton	00:41:43.0	52	M	US Ecology
10	101	Klinedinst, Ed	00:55:33.2	53	M	

### RUN 55-59 - based on Gun Elapsed time

1	168	Rizzardo, Dave	00:35:17.0	56	M	
2	62	Glosenger, Bruce	00:36:19.1	58	M	
3	24	Casteel, Mark	00:37:45.9	56	M	Will Run For Beer
4	93	Katora, John	00:38:06.0	57	M	Will Run For Beer
5	142	Mummert, Mike	00:41:04.0	57	M	
6	17	Blecher, John	00:43:08.5	55	M	
7	106	Krajcsik, Stephen	00:43:47.4	58	M	
8	77	Hedin, Paul	00:43:57.0	59	M	
9	135	Midkiff, Michael	00:44:41.5	57	M	
10	83	Houser, Robert	00:53:09.2	55	M	

### RUN 60-64 - based on Gun Elapsed time

1		Botterbusch, Fred	00:37:56.7	60	M	
2	11	Beard, Dennis	00:38:51.5	63	M	
3	6	Ball, Michael	00:41:35.4	63	M	
4	207	Wagman, John	00:43:04.6	60	M	
5	175	Salazar, Louis	00:44:56.0	62	M	
6	208	Walker, Bob	00:45:38.3	63	M	



# White Rose

Position	Bib #	Name	Overall Time	Age	Gender	Team Name
----------	-------	------	--------------	-----	--------	-----------

7	200	Summers, Jeff	00:52:20.9	62	M	
8		Bair, Tim	00:57:46.9	61	M	
9	117	Lutter, Greg	01:00:19.9	63	M	

## RUN 65-69 - based on Gun Elapsed time

1	134	Meyer, Armand	00:38:37.7	68	M	Flying Feet
2	165	Reinhardt, Richard	00:40:50.0	66	M	
3	145	Neff, Sam	00:44:58.6	66	M	
4	2	Altland, Samuel	00:47:52.6	67	M	
5	172	Rudolph, Bob	00:52:17.4	66	M	

## RUN 70 AND OVER - based on Gun Elapsed time

1	163	Poole, Richard	00:41:15.7	71	M	
2		Bushey, Milton	00:50:00.0	74	M	

